

Homework


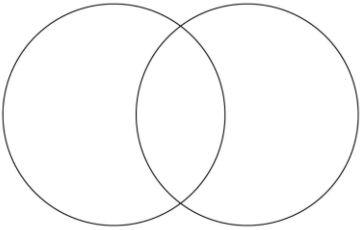



Year 3






Autumn 1: Learning opportunities: Sticks and Stones

Here are a variety of OPTIONAL activities which you may wish to do with your child out of school to support and extend their learning in school.

This page is designed to help families to 'Enjoy Learning Together at Home'. However, if your child would like to share any of these tasks with us, we'd be delighted to see their work.

| <u>Spelling:</u> | <u>Maths:</u> | <u>Writing:</u> | <u>Reading:</u> | <u>Science:</u> |
|--|---|---|---|--|
| <p>Practise the Year 3/4 statutory word lists, using games that we have learnt in school.</p>  | <p>Draw a Venn diagram to sort similarities and differences between life in the Stone Age and life today.</p>  | <p>Create a leaflet for 'How to survive the Stone Age.' Imagine you are transported back to the Stone Age and need a guide to help you survive. What would the guide say? What tips would it have? Use a computer if you wish.</p>  | <p>Encourage your child to read regularly at home. Support them with their reading by asking questions about what they have read.</p>  | <p>Design a poster about woolly mammoths, presenting information about when and where mammoths lived. You could also include information about their physical appearance and their diet.</p>  |

This term we are learning about Sticks and Stones.
Here are some ideas if you wish to carry out a mini-project on an aspect of this...

| <u>Art/DT</u> | <u>Outdoors</u> | <u>Geography</u> |
|--|---|---|
| <p>Design your own cave painting. Pick a simple subject like an animal, a hunting scene or a symbolic pattern. Use basic shapes and limited colours, similar to what was used during the stone age.</p>  | <p>Stone Age people build shelters to live in using materials they had gathered. Gather some natural materials and build a model shelter.</p>  | <p>Draw a Stone Age settlement on a map. Pick a location for the settlement near a river, in a forest or by a cave and mark it on the map. Write a short description explaining why early humans might have picked that location (think about food, water, shelter and safety).</p>  |

Please remember the grid is optional.