



Modern Foreign Languages Curriculum Overview



Intent

We believe that learning a foreign language provides a valuable, social and cultural experience. Pupils develop communication and literacy skills that lay the foundation for future learning. They develop linguistic competence, extend their knowledge of how language works and explore differences and similarities between the target language and English. Learning another language raises awareness of the multilingual and multicultural world and introduces an international dimension to pupil's learning, giving them an insight into their own culture and those of others.



Our aim is to foster an interest in learning other languages. We want to stimulate children's curiosity about other countries and cultures in a way that is fun, enjoyable and memorable. Children will have the opportunity to develop their speaking and

listening skills through songs, rhymes, stories, games and role-play (with our French bears – Albert et Annick) which will lay the foundations for future study in KS3.

Implementation

At Ashlands, formal teaching of French begins in KS2 following 'The Primary French Project' scheme. In KS1, children explore modern foreign languages informally through oral salutations and simple songs and games.

Languages We Speak: All class teachers use languages when possible to teach the children about the world especially using simple words and phrases from our 'Languages we Speak' display. A different modern foreign language is introduced and put on display each half term and children are encouraged to 'have a go' at speaking that language. We like to celebrate the range of languages spoken by the pupils and staff at Ashlands and rely on their expertise to help with authentic pronunciation.




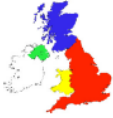



Enrichment opportunities: Children celebrate annual cultural/language days including Bastille Day and European Day of Languages (EDL) to promote curiosity, problem solving skills and a deeper understanding of the people and cultures we share our world with.







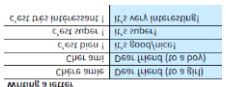

'Le Club Français'/'El Club Espanol': Pupils in KS1 and KS2 have the opportunity to attend lunch time clubs in both French and Spanish offering fun and exciting ways to learn a new language.










Impact

Children leave Ashlands prepared for their onward journey to KS3 in MFL They will have developed communication and literacy skills which lay the foundation for future language learning.

MFL Subject Overview						
	AUTUMN 1	AUTUMN 2	SPRING 1	SPRING 2	SUMMER 1	SUMMER 2
The Primary French Project						
<p>Year3 Niveau Bleu</p>	<p>Meet <i>Nounours</i>, Albert.</p>  <p>Learn greetings and classroom instructions. Learn numbers 1-3. Look at map of France and introduce children to place names in Paris. Distinguish between common and proper nouns.</p> 	<p>Practise greetings and classroom greetings. Learn numbers 0,4,5 and 6.</p> <p>le Royaume-Uni</p>  <p>Look at map of the UK. Introduce the countries and capital cities in the UK. Revise use of capital letters. Introduce concept of a bilingual dictionary.</p>	<p>Learn new classroom instructions (marchez, sautez, courez, marchez sur la pointe des pieds). Play 'Jacques a dit...'</p> <p>Learn numbers 7-10.</p> <p>Look at use of capital letters for names of landmarks/monuments.</p>  <p>le Sacré-Cœur</p> <p>Learn the conjunction 'ou'.</p>	<p>Learn the names of Paris landmarks.</p> <p>Sentence Building Look at the adverb 'à' and the verb 'il y a' so that children can learn how to say, read and write a simple sentence... <i>À Paris, il y a le Centre Pompidou.</i></p> 	<p>Learn the names of different places in a town (common and proper nouns). Learn to say how old they are. (Introduce idea that in French, we say 'What age do you <i>have</i>?' using the verb avoir). Introduce 'circumflex' accent above 'â' in âge. Learn to say where they live.</p>	<p>Learn names of places in London (both common and proper nouns). Recall vocabulary from pictures and practise reading aloud by listening to a model.</p>  <p>Introduce acute accent é. It changes the pronunciation of the letter e e.g. <i>café</i>. Give spoken and written descriptions of a place.</p>
<p>Year 4 Niveau Blanc</p>	<p>Teach silent final consonant 's' as in Paris. Learn new vocabulary:</p>	<p>Teach the exception to the rule with silent final consonant – 'ours'.</p>	<p>Introduce feminine animal nouns. Explain that, in French, all</p>	<p>Grammar focus – learn adverbial phrases of place: <i>dans la mer, dans les bois</i>. Discuss</p>	<p>Learn questions words and answers. Where is...? What is your</p>	<p>Learn new vocabulary that you might find in a garden. Learn about</p>

	<p><i>Bonjour, Au revoir, madame, monsieur, nouns.</i> Learn to say your name and ask 'What is your name'. Learn more classroom phrases and play 'Jacques a dit...'. Revise numbers 0-10 and learn 11 and 12. Learn masculine animal names (nouns) and the indefinite article 'un' plus the conjunction 'ou'.</p> <p>un poisson</p> 	<p>Learn new masculine animal names and the colours bleu, rouge, jeune et vert. Learn to ask 'What is there in the garden?'. Respond using syntax to build sentences with an adverbial, verb and noun. <i>Dans le jardin, il y a un escargot et un ours.</i> Look at pictures of gardens in Paris.</p> <p>les Jardins du Trocadéro</p> 	<p>nouns have a gender.</p> <p>une abeille une souris</p>  <p>Revise nouns and pronouns. Introduce the term 'cognate' – a word in one language related to the origin of a word in another i.e. <i>parc</i> or <i>café</i>. Practise using a speaking frame and a writing frame to help create sentences with correct syntax.</p>	<p>French homophones <i>la mère/la mer.</i> Introduce feminine place names in Paris.</p> <p>la Place de la Concorde</p> 	<p>favourite animal? Do you like...? Revise grammatical terms: verbs, nouns (incl. plural form), pronouns, negative adverbs (<i>je n'aime pas...</i>) and elision – the omission of a sound or syllable when speaking (<i>c'est</i>). Learn more place names in Paris –</p> <p>L'île de la Cité</p>  <p>(le, la and l').</p>	<p>possessive adjectives and gender: <i>my = mon, ma, mes; your = ton, ta, tes.</i> Understand the negative adverb and indefinite article rule: <i>il n'y a pas de</i> chaises or <i>il n'y a pas d'arbres</i> (elision when the noun starts with a vowel). Use a speaking frame to ask: What is there in the garden? And to answer: In the garden, there is or there is not.... Use the conjunction 'et' in their sentences.</p> 
<p>Understand</p>						
<p>Year 5 Niveau Rouge</p>	<p>Learn numbers 13-21. Learn how to question using inversion. <i>Quelle heure est-il? Or Il est quelle heure?</i> Tell the time to the hour. Revise clauses and sentence</p>	<p>Learn numbers 22-39 and time phrases – et demi/et demie et quart. Learn adjectives petit and grand and understand that these adjectives precede the</p>	<p>Develop knowledge of France: un arrondissement, la Poste and la SNCF. Learn ordinal (tells us the position) and cardinal (describes the quantity) numbers. Explain</p>	<p>Learn letter-writing conventions.</p>  <p>Develop sentence building using complex sentences, compound</p>	<p>Learn the days of the week and the number 50.</p>  <p>Look at places in le deuxième arrondissement.</p>	<p>Look at infinitive verbs (the unconjugated form) and conjugated verbs (a verb that has been changed to communicate a person or a tense.) Develop knowledge of France exploring the 7th, 8th and 16th</p>

	<p>types. Compare to English grammar. Revise cognates and teach false friend. Learn masculine place names in a town.</p> <p>un cinéma cinéma</p>  <p>Practise dictionary skills.</p>	<p>noun – un petit café. Learn how to create a compound sentence by joining two main clauses with a coordinating conjunction – <i>mais</i>.</p>	<p>that districts in Paris (un arrondissement) are describe using ordinal numbers – <i>le troisième arrondissement</i>.</p>	<p>sentences and conjunctions. Learn new feminine place names in a town.</p> <p>une pharmacie + pharmacie</p>  <p>a chemist's</p> <p>Learn the number 40.</p>	<p>Introduce the preposition à (to) and continue to read, speak and write more complex sentences using all the taught grammar. <i>Je vais à la patinoire à cinq heures</i>. I am going to the ice rink at 5 o'clock.</p>	<p>arrondissements and the places within them. Learn types of hobbies using infinitive verbs.</p> <p>jouer au tennis</p>  <p>to play tennis</p> <p><i>J'aime jouer au tennis</i>.</p>
<p>Year 6 Niveau Tricolore</p>	<p>Learn the months of the year. Understand capitalisation when writing the date. In French, the months only begin with a capital letter if they are the first word in the sentence. Learn about informal speech. Practise asking how someone is and varying responses.</p>	<p></p> <p>Revise formal and informal speech. Learn how to say what nationality you are and how to say what languages are spoken in the UK. Compare the English and French alphabet and learn how to spell your name.</p>	<p>Use a speaking frame to help hold a conversation in French. Talk about school: what time you arrive, how you get to school, what subjects you have and what you enjoy doing at playtime.</p>	<p>Talk about your family: learn how to introduce a family member, talk about your parents' jobs, say if you have a brother or a sister or if you are an only child, say if you have a pet. Learn the possessive adjectives: <i>mon, ma and mes</i>.</p> <p><i>As-tu un animal? Oui, j'ai un chien.</i></p> <p>un chien</p>  <p>a dog</p>	<p>Talk about what you like to wear. Use a speaking frame to talk about the weather. Learn how to make a complex sentence with a main clause saying what I like to wear and a subordinate clause describing the weather. <i>Quand il y a du soleil, j'aime porter un tee-shirt</i>.</p>	<p>Revise the function of a preposition and a pronoun. Use a vocabulary sheet to describe activities that people do in their leisure time and the activities that you like to do in your leisure time. Learn how to say what you are going to do using <i>le future proche – aller + infinitive</i>. Knowledge of France: learn about Bastille Day (<i>le quatorze juillet</i>), the national</p>

		Understand adjectival agreement for singular and plural nouns and revise dictionary skills.	New grammar points include conjugated verbs and the definite article (<i>le, la, l' and les</i>). 		<p>il fait froid</p>  <p>Be able to count up to 70.</p>	motto of France (Liberté, égalité, fraternité) and the popular game of boules in particular pétanque.